

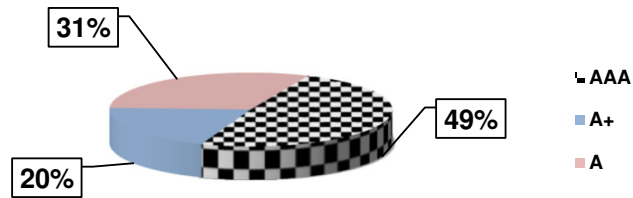
# TREASURY MANAGEMENT PERFORMANCE AS AT 30th June 2020

## Appendix 1

### INVESTMENTS - SECURITY AND LIQUIDITY

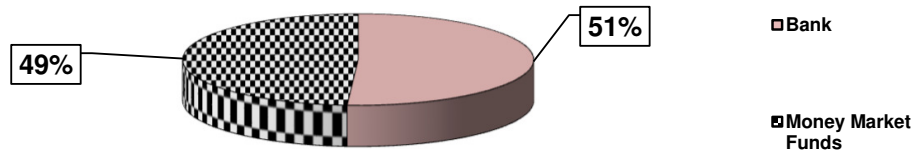
Pie chart 1

#### Spread of investments by long term credit rating



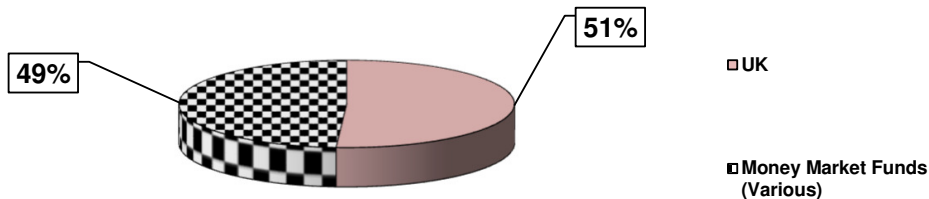
Pie chart 2

#### Financial Sector invested in



Pie chart 3

#### Countries where parent company is registered



Pie chart 4

#### Maturity profile of investments

